

SIMPLIFIED SOLUTIONS

Detect, track, and characterize pathogens to a new standard of completeness and precision. PacBio® solutions offer extraordinary accuracy and long read lengths to support a wide range of pathogen surveillance applications.

“The tracking and reporting of PMQR [plasmid-mediated quinolone resistance] in these bacteria is essential for a one health strategy to identify emerging public health threats and is enhanced by long-read sequencing for de novo characterization of novel plasmids.”

— Patrick McDermott, Office of Research, Center for Veterinary Medicine, US Food and Drug Administration¹




BACTERIAL WGS

Identify more outbreak clusters and resolve them faster with closed genomes and plasmids.



PATHOGEN SURVEILLANCE

Perform cost-effective pathogen surveillance at scale with targeted sequencing approaches.



VIROLOGY

Fully phase viral genes or genomes to identify transmission routes and drug resistance.



16S/METAGENOMICS

Profile samples, without culturing, at strain-level resolution with highly accurate reads up to ~10–15 kb.



LIBRARY PREP

SMRTbell® prep kit
HiFi plex prep kit 96



SMRT® SEQUENCING

Revio™ system
Sequel® IIe system

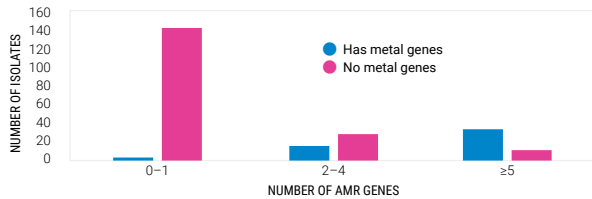


DATA ANALYSIS

SMRT® Link

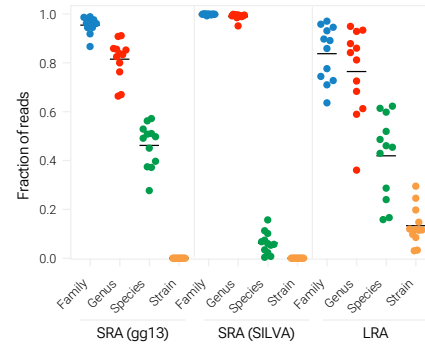
Long-read sequencing reveals antimicrobial resistance and virulence genes in *Salmonella enterica*²

- 134 multidrug resistant isolates belonging to 33 serotypes were sequenced with PacBio, yielding 233 closed plasmids.
- The study found a correlation between heavy metal and multidrug resistance genes.
- “These details are important in assessing the nature of resistant microbial hazards in food and other sources.”



Highly accurate long-read data improves the utility of microbiome data³

“Both amplicon and metagenomic long-read approaches (LRA) yielded added microbiome data value in the form of higher confidence taxonomic and functional resolution and improved recovery of microbial genomes compared to traditional short-read methodologies. (SRA)”

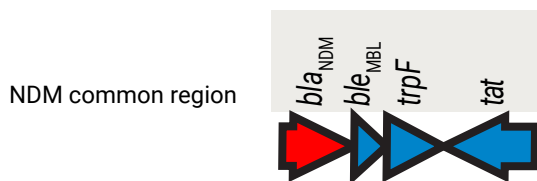


“Analysis with long-read sequencing platforms, such as PacBio, provides high-resolution chromosomal and plasmid maps to clearly define resistance gene-carrying vectors and events mediating spread.”

— Lynn Bry, Department of Pathology, Brigham and Women’s Hospital⁴

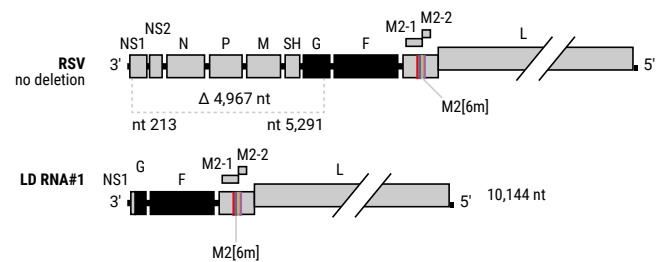
The spread of carbapenem resistance in greater Boston area hospitals⁴

- Clinically ordered testing identifies carbapenem-resistant *Enterobacteriaceae* at participating institutions, a subset of which undergo retrospective PacBio sequencing.
- Long-read sequencing revealed a shared 3 kb cassette driving the spread of the bla_{NDM} gene, carried by diverse transposon and plasmid backbones.



Rescue of a replication-deficient RSV attenuated vaccine candidate detected by long-read sequencing⁵

- Serial passage of a vaccine candidate RSV strain under selective conditions led to the recovery of replication fitness.
- PacBio HiFi sequencing revealed minor variants with large internal deletions (LD) that were missed by short reads.
- The LD variants were the key to replication rescue.



Learn more about our applications: pacb.com/microbial-genomics

1. Tyson, G. H. et al. (2019) Diverse fluoroquinolone resistance plasmids from retail meat *E. coli* in the United States. *Frontiers in Microbiology*.
2. Li, C. et al. (2021) Long-read sequencing reveals evolution and acquisition of antimicrobial resistance and virulence genes in *Salmonella enterica*. *Front Microbiol*.
3. Gehrig, J.L., et al. (2022) Finding the right fit: evaluation of short-read and long-read sequencing approaches to maximize the utility of clinical microbiome data. *Microb Genom*.
4. Pecora, N., et al. (2019) Diverse vectors and mechanisms spread New Delhi metallo-β-lactamases among carbapenem-resistant *Enterobacteriaceae* in the greater Boston Area. *Antimicrob Agents Chemother*.
5. Nouën C.L., et al. (2021) Rescue of codon-pair deoptimized respiratory syncytial virus by the emergence of genomes with very large internal deletions that complemented replication. *PNAS*.

Research use only. Not for use in diagnostic procedures. © 2024 Pacific Biosciences of California, Inc. (“PacBio”). All rights reserved. Information in this document is subject to change without notice. PacBio assumes no responsibility for any errors or omissions in this document. Certain notices, terms, conditions and/or use restrictions may pertain to your use of PacBio products and/or third-party products. Refer to the applicable PacBio terms and conditions of sale and to the applicable license terms at pacb.com/license. Pacific Biosciences, the PacBio logo, PacBio, Circulomics, Omniome, SMRT, SMRTbell, Iso-Seq, Sequel, Nanobind, SBB, Revio, Onso, Apton, Kinnex, and PureTarget are trademarks of PacBio.